



THE SCHOOL DISTRICT OF
PHILADELPHIA

THE PHILADELPHIA CHARTER SCHOOL FOR ARTS AND SCIENCES

2021-22 SCHOOL PROGRESS REPORT ON EDUCATION AND EQUITY

School Code | 3422 Sector | Charter Network | Charters

Principal Name | Judith Taggart

Address | 1197 Haworth St

Phone | 215-537-2520 Website | stringtheoryschools.org/edmunds-campus/art-science-landing-page

Report Type | K-8 School Grades in Report | K-8

Admissions Category | Neighborhood

Turnaround Model | Renaissance Charter

Receives HS Report | No

Student Enrollment and Demographics



- 0.0% American Indian / Alaskan Native
- 0.8% Asian
- 51.6% Black / African American
- 36.1% Hispanic / Latino
- 8.8% Multi Racial / Other
- 0.4% Native Hawaiian / Pacific Islander
- 2.3% White

1064

Total Number of Students Served for
10+ Days Over the Year

28.4%

% Students with IEPs

9.7%

% English Learners

87.1%

% Economically Disadvantaged

Student Attendance

55.4%

% Students Attending at Least 95%
of Instructional Days

67.5%

% Students Attending at Least 90%
of Instructional Days

Score Level	Performance	Improvement	Level
Level 5			
Performance <i>At or Above Target in</i> 22.2 % <i>2 out of 9 Eligible Metrics</i>			
Improvement Insufficient Data for Score			
Goal Performance (All Students)			
GOAL 1 PSSA ELA % of Students Proficient or Advanced (Grades 3-8) Score: 17.2 % -25.3 pts from 2021-2022 target NOT MEETING no data prior year	Insufficient Data for Score	Insufficient Data for Score	
GOAL 2 PSSA ELA % of Students Proficient or Advanced (Grade 3) Score: 14.4 % -24.9 pts from 2021-2022 target NOT MEETING no data prior year	Insufficient Data for Score	Insufficient Data for Score	
GOAL 3 PSSA Math % of Students Proficient or Advanced (Grades 3-8) Score: 2.8 % -25.9 pts from 2021-2022 target NOT MEETING no data prior year	Insufficient Data for Score	Insufficient Data for Score	
● Meeting Target ● Not Meeting Target			
	American Indian / Alaskan Native		
	Insufficient Data for Score	Insufficient Data for Score	
	Asian		
	Insufficient Data for Score	Insufficient Data for Score	
	Black / African American		
	Insufficient Data for Score	Insufficient Data for Score	
	Hispanic / Latino		
	Insufficient Data for Score	Insufficient Data for Score	
	Multi Racial / Other		
	Insufficient Data for Score	Insufficient Data for Score	
	Native Hawaiian / Pacific Islander		
	Insufficient Data for Score	Insufficient Data for Score	
	White		
	Insufficient Data for Score	Insufficient Data for Score	
	English Learners		
	Insufficient Data for Score	Insufficient Data for Score	
	Students with IEPs		
	Insufficient Data for Score	Insufficient Data for Score	
	Economically Disadvantaged		
	Insufficient Data for Score	Insufficient Data for Score	

Reading/ELA: Every Student Reads On or Above Grade Level

Goal 1 - Reading Grades 3-8

School Code | 3422 School Name | The Philadelphia Charter School for Arts and Sciences

Goal 1: The percentage of students in grades 3-8 who are proficient on the state ELA assessment will grow from 35.7% in August 2019 to 65.0% by August 2026

PSSA ELA: % of Students Proficient or Advanced, Grades 3-8

All Students, 617 students

Score: 17.2 %



2021-2022 Target: 42.5 %

-25.3 pts from target

2025-2026 Goal: 65.0 %

-47.8 pts from target

NOT MEETING

no data prior year



- Meeting Target
- Not Meeting Target

American Indian / Alaskan Native

Insufficient Sample

Asian

Insufficient Sample

Black / African American, 333 students

Score: 16.2 %

-26.3 pts from target

NOT MEETING

no data prior year



Hispanic / Latino, 214 students

Score: 15.9 %

-26.6 pts from target

NOT MEETING

no data prior year



Multi Racial / Other, 48 students

Score: 22.9 %

-19.6 pts from target

NOT MEETING

no data prior year



Native Hawaiian / Pacific Islander

Insufficient Sample

White

Insufficient Sample

English Learners, 75 students

Score: 13.3 %

-29.2 pts from target

NOT MEETING

no data prior year



Students with IEPs, 172 students

Score: 4.1 %

-38.4 pts from target

NOT MEETING

no data prior year



Economically Disadvantaged, 501 students

Score: 15.6 %

-26.9 pts from target

NOT MEETING

no data prior year



Reading/ELA: Every Student Reads On or Above Grade Level

Goal 2 - Reading Grade 3

School Code | 3422 School Name | The Philadelphia Charter School for Arts and Sciences

Goal 2: The percentage of 3rd grade students who are proficient on the state ELA assessment will grow from 32.5% in August 2019 to 62.0% by August 2026

PSSA ELA: % of Students Proficient or Advanced, Grade 3

All Students, 104 students

Score: 14.4 %



2021-2022 Target: 39.3 %

-24.9 pts from target

2025-2026 Goal: 62.0 %

-47.6 pts from target

NOT MEETING

no data prior year



- Meeting Target
- Not Meeting Target

American Indian / Alaskan Native

Insufficient Sample

Asian

Insufficient Sample

Black / African American, 50 students

Score: 12.0 %

-27.3 pts from target

NOT MEETING

no data prior year



Hispanic / Latino, 46 students

Score: 19.6 %

-19.7 pts from target

NOT MEETING

no data prior year



Multi Racial / Other

Insufficient Sample

Native Hawaiian / Pacific Islander

Insufficient Sample

White

Insufficient Sample

English Learners

Insufficient Sample

Students with IEPs, 28 students

Score: 7.1 %

-32.2 pts from target

NOT MEETING

no data prior year



Economically Disadvantaged, 90 students

Score: 13.3 %

-26.0 pts from target

NOT MEETING

no data prior year



Math & Science: Every Student Performs On or Above Grade Level

Goal 3 - Math Grades 3-8

School Code | 3422 School Name | The Philadelphia Charter School for Arts and Sciences

Goal 3: The percentage of students in grades 3-8 who are proficient on the state Math assessment will grow from 21.6% in August 2019 to 52.0% by August 2026

PSSA Math: % Students Proficient or Advanced, Grades 3-8

All Students, 616 students

Score: **2.8 %**



2021-2022 Target: 28.7 %

-25.9 pts from target

2025-2026 Goal: 52.0 %

-49.2 pts from target

NOT MEETING

no data prior year

PSSA Science

% of Students Proficient or Advanced in Science (Grades 4 and 8)

26.1 %

53 out of 203 students

American Indian / Alaskan Native

Insufficient Sample

Asian

Insufficient Sample

Black / African American, 332 students

Score: **1.2 %**

-27.5 pts from target

NOT MEETING

no data prior year

Hispanic / Latino, 215 students

Score: **4.2 %**

-24.5 pts from target

NOT MEETING

no data prior year

Multi Racial / Other, 47 students

Score: **4.3 %**

-24.4 pts from target

NOT MEETING

no data prior year

Native Hawaiian / Pacific Islander

Insufficient Sample

White

Insufficient Sample

English Learners, 75 students

Score: **0.0 %**

-28.7 pts from target

NOT MEETING

no data prior year

Students with IEPs, 170 students

Score: **1.8 %**

-26.9 pts from target

NOT MEETING

no data prior year

Economically Disadvantaged, 500 students

Score: **2.6 %**

-26.1 pts from target

NOT MEETING

no data prior year

Climate, Culture & Opportunity

Guardrail 1 - Welcoming and Supportive Schools

School Code | 3422 School Name | The Philadelphia Charter School for Arts and Sciences

Guardrail 1: Every school will be a safe, welcoming and healthy place where our students, staff and community want to be and learn each day. This means that our schools will be: 1) environmentally safe and clean; and 2) spaces with inclusive climates that provide students with access to robust social, emotional, and mental health supports.

School Climate Score

Score: 5.7



2021-2022 Target: 7.0
-1.3 pts from target

2025-2026 Goal: 7.0
-1.3 pts from target

NOT MEETING

no data prior year



School Climate Survey

5.9/10
Student Rating

8.4/10
Parent Rating

4.8/10
Teacher Rating

School Instruction Score

Score: 7.0



2021-2022 Target: 8.0
-1.0 pts from target

2025-2026 Goal: 8.0
-1.0 pts from target

NOT MEETING

no data prior year



School Instruction Survey

7.4/10
Student Rating

7.2/10
Parent Rating

6.4/10
Teacher Rating

- Meeting Target
- Not Meeting Target

Not Applicable



School Has at Least 2 Behavioral/Mental Health Support FTEs per 500 Students

Climate, Culture & Opportunity

Guardrail 1 - Welcoming and Supportive Schools

School Code | 3422 School Name | The Philadelphia Charter School for Arts and Sciences

Guardrail 1: Every school will be a safe, welcoming and healthy place where our students, staff and community want to be and learn each day. This means that our schools will be: 1) environmentally safe and clean; and 2) spaces with inclusive climates that provide students with access to robust social, emotional, and mental health supports.

% of Students Attending at Least 95% of Instructional Days	% of Students Attending			
<p>All Students: 1,064 Students</p> <p style="text-align: center;">Score: 55.4 %</p>  <p>2021-2022 Target: 52.9 % <i>2.5 pts above target</i></p> <p>2025-2026 Goal: 60.0 % <i>-4.6 pts from target</i></p> <p>MEETING no data prior year</p>	<p>Greater Than 95% of Instructional Days 55.4 %</p>	<p>90-95% of Instructional Days 12.1 %</p>		
<p>All Students: 1,064 Students</p> <p style="text-align: center;">Score: 67.5 %</p>  <p>2021-2022 Target: 82.3 % <i>-14.8 pts from target</i></p> <p>2025-2026 Goal: 94.0 % <i>-26.5 pts from target</i></p> <p>NOT MEETING no data prior year</p>	<p style="text-align: center;">Additional Metrics</p> <table border="0" style="width: 100%;"> <tr> <td style="width: 50%; text-align: center;"> <p>Not Applicable</p> <p><i>% of Teachers Attending at Least 95% of Work Days (Cumulative)</i></p> <p>Not Applicable</p> <p><i>% of Teachers Receiving a Proficient MMS Rating</i></p> </td> <td style="width: 50%; text-align: center;"> <p>Not Applicable</p> <p><i>Teacher Annual Retention</i></p> <p>Not Applicable</p> <p><i>% of Teachers Receiving a Distinguished MMS Rating</i></p> </td> </tr> </table>		<p>Not Applicable</p> <p><i>% of Teachers Attending at Least 95% of Work Days (Cumulative)</i></p> <p>Not Applicable</p> <p><i>% of Teachers Receiving a Proficient MMS Rating</i></p>	<p>Not Applicable</p> <p><i>Teacher Annual Retention</i></p> <p>Not Applicable</p> <p><i>% of Teachers Receiving a Distinguished MMS Rating</i></p>
<p>Not Applicable</p> <p><i>% of Teachers Attending at Least 95% of Work Days (Cumulative)</i></p> <p>Not Applicable</p> <p><i>% of Teachers Receiving a Proficient MMS Rating</i></p>	<p>Not Applicable</p> <p><i>Teacher Annual Retention</i></p> <p>Not Applicable</p> <p><i>% of Teachers Receiving a Distinguished MMS Rating</i></p>			

- Meeting Target
- Not Meeting Target

Climate, Culture & Opportunity

Guardrail 2 - Enriching and Well-rounded School Experiences

Guardrail 3 - Partnering with Parents / Family Members

School Code | 3422 School Name | The Philadelphia Charter School for Arts and Sciences

Guardrail 2: Every student will have a well-rounded education with co-curricular opportunities, including arts and athletics, integrated into the school experience.

Guardrail 3: Every parent and guardian will be welcomed and encouraged to be partners in their child's school community.

% of Students Participating in Visual / Performing Arts

% of Students
Participating in Visual /
Performing Arts

93.4 %

895 out of 958 students

School Relationship Score

Score: 7.3



2021-2022 Target: 8.0

-0.7 pts from target

NOT MEETING

no data prior year

Additional Metrics

Not Applicable



School Has a SAC/Parent Advisory Group

Not Applicable



School Has a SAC/Parent Advisory Group That Meets Regularly

Not Applicable



Number of SAC/Parent Advisory Group Meetings

- Meeting Target
- Not Meeting Target

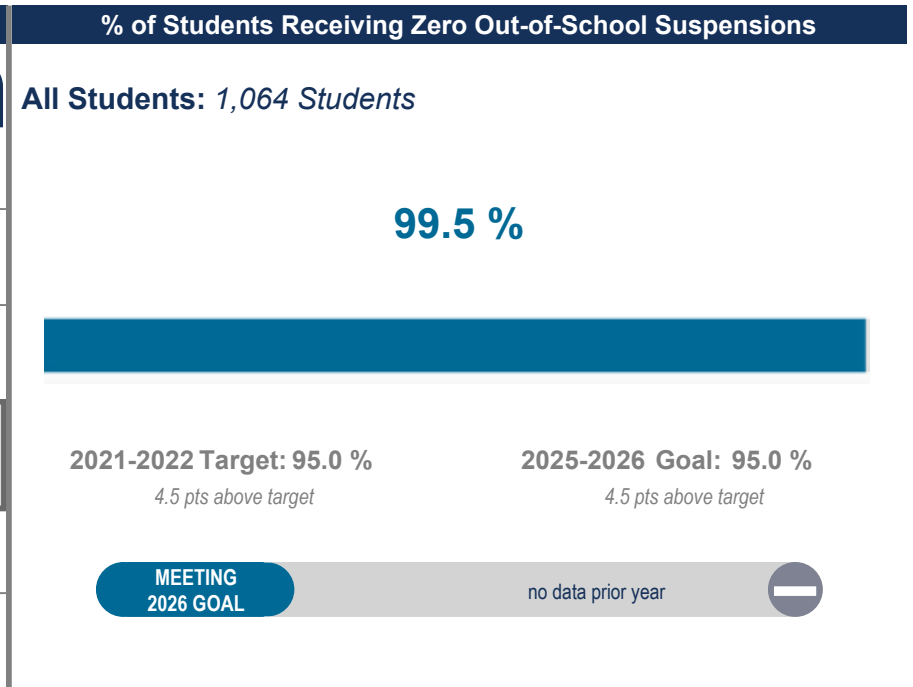
Climate, Culture & Opportunity

Guardrail 4 - Addressing Racist Practices

School Code | 3422 School Name | The Philadelphia Charter School for Arts and Sciences

Guardrail 4: Our students' potential will not be limited by practices that perpetuate systemic racism and hinder student achievement.

Suspension Disproportionality			
	% of Enrollment (Total Enrollment)		% of Suspensions Given to Each Subgroup
All Students	(1002)		
American Indian / Alaskan Native	0.0 %	(0)	0.0 %
Asian	0.8 %	(8)	0.0 %
Black / African American	51.6 %	(517)	50.0 %
Hispanic / Latino	36.1 %	(362)	16.7 %
Multi Racial / Other	8.8 %	(88)	0.0 %
Native Hawaiian / Pacific Islander	0.4 %	(4)	0.0 %
White	2.3 %	(23)	33.3 %
English Learners	9.7 %	(97)	0.0 %
Students with IEPs	28.4 %	(285)	100.0 %
Economically Disadvantaged	87.1 %	(873)	100.0 %



% of Students Qualified to Attend Criteria-Based High Schools

	Black / African American	Hispanic / Latino
All Students	Not Applicable	Not Applicable

● Meeting Target
● Not Meeting Target